

# Quality Counts Napa County Provider Survey Results 2018-2019

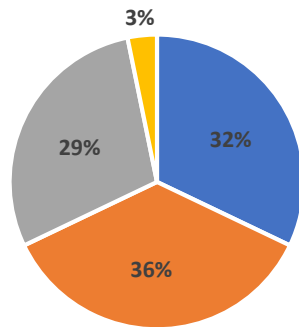
**31**

providers completed the survey

**48%** of providers estimated **1-8 hours of coaching**

in 2018-2019. **26%** estimated **25-40 hours of coaching.**

## Type of Program



- Family Child Care Home
- Private Preschool
- State Funded Preschool
- Other



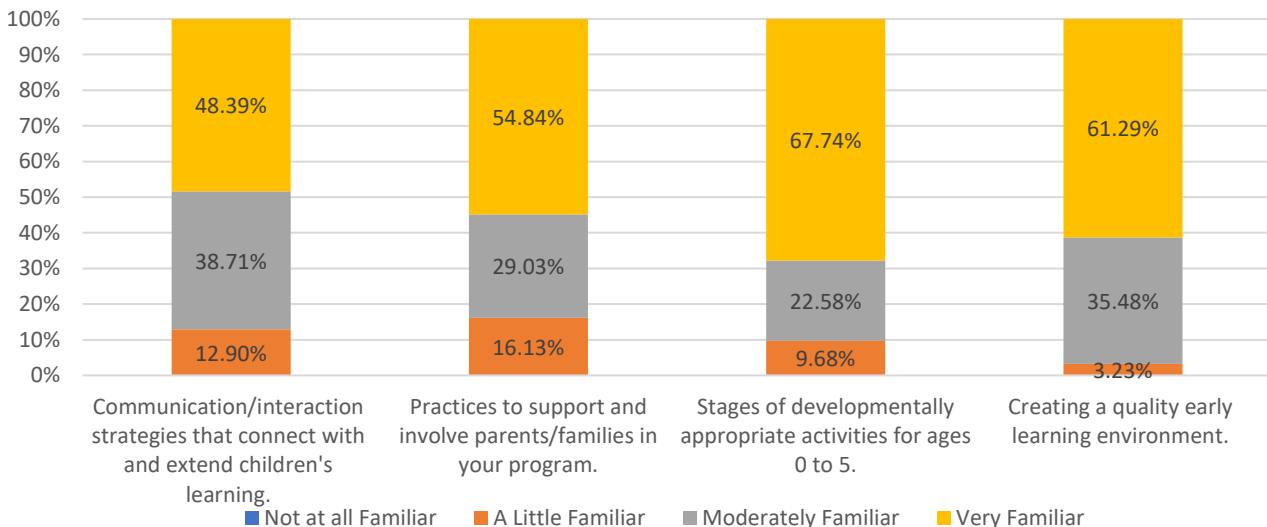
**6 out of 10** providers reported the primary reason for participating in Quality Counts was **“access to training and professional development”**

**2 out of 3** of providers surveyed are **Center/Program Directors** or **Family Childcare Owners.**

**42%** of providers have been participating in the Quality Counts Program for **over 2 years.**

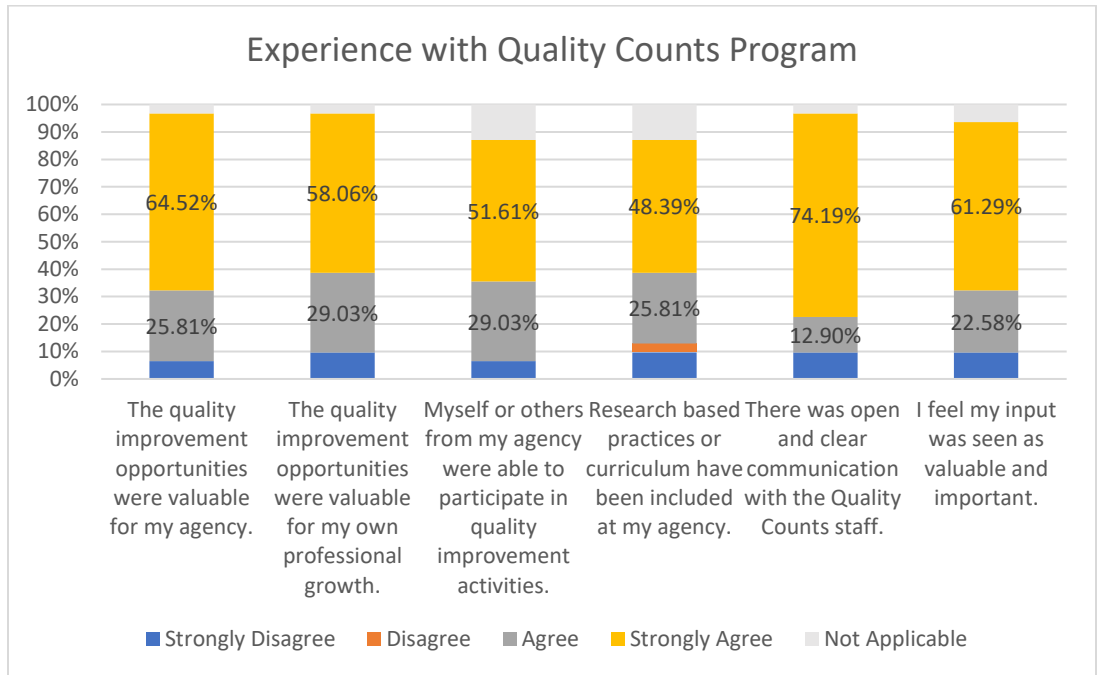
**68%** have been participating for **at least a year.**

## Familiarity with Concepts



# County Provider Survey Results 2018-2019 (continued)

**90%** of providers *strongly agreed or agreed* that **quality improvement opportunities were valuable** for their agencies.



**58%** of providers want training opportunities about **Science or STEM Activities**.

**52%** of providers want training and/or support in **Dual Language Learner Support Strategies**.

**45%** of providers want training in the **Ages and Stages Questionnaire (ASQ)** and **42%** want training or support in **Family Engagement**.

*"Culture, Diversity & Dual Language Development" was offered on 4/26/2019*

*\*Ages and Stages Questionnaire Support Groups are offered on an ongoing basis*

Providers said the following aspects of Quality Counts and coaching were **most helpful**:

- Communication style and availability of the coaches
- Quality and usefulness of the information being shared
- Usefulness of the materials provided

Providers said the following things **would make coaching more effective**:

- More coaching hours and/or 1:1 coaching
- Help working with children with disabilities
- More funding to increase provider salaries